

# UK/Europe Quarterly 80 Memory Income Kick Out Plan (Y2 65)

June 2024 | BA8563 | XS2761918700

## Preview

See inside for more details

### 1. 5 year memory Income Kick Out plan

Starting on 11 June 2024

### 2. 1.80% quarterly Income potential

Paid quarterly with memory, conditional on the performance of the FTSE 100 Index and EURO STOXX 50 Index

### 3. Income and Kick Out Barriers

Income: 80% (measured quarterly)  
Kick Out: 100% (measured annually after 2 years)

### 4. 65% Loss Barrier at the end

Money could be lost in proportion to a fall in the worst performing Index



**7.20%** annual  
Income potential  
(non-compounded)



Conditional on the  
performance of  
**two stock indices**



**All invested  
money is at risk**



Subject to the ongoing  
financial health of  
**Barclays Bank PLC**

# An Introduction

## Thank you for choosing MB Structured Investments

This brochure has been prepared to help customers understand how this investment works. This includes who the intended target market is, what the potential risks are and what customers might get from the investment.

We appreciate that some people may find it easier to digest this information in other formats. This is why we try our best to be flexible in our information delivery and are happy to discuss what works best.

Format requests and general questions about investing with us can be directed to our team through the following means:

### For customer queries:

[info@meteoram.com](mailto:info@meteoram.com)

020 7904 1010

Meteor Asset Management Ltd,  
24/25 The Shard, 32 London  
Bridge Street, London, SE1 9SG

[www.meteoram.com](http://www.meteoram.com)

### For financial advisers:

[info@mbstructuredinvestments.com](mailto:info@mbstructuredinvestments.com)

020 7129 1246

MB Structured Investments  
(UK) Ltd, No1 Cornhill,  
London, EC3V 3ND

[www.mbstructuredinvestments.com](http://www.mbstructuredinvestments.com)

## Contents

An Introduction	1
Who is the plan designed for?	2
The essentials	3
How does the plan make money?	5
Can the plan lose money?	6
Practical examples	8
What is the plan linked to?	9
Who made the plan?	10
Know the risks	12
How much does the plan cost?	14
Before investing	15
How to invest	17
What happens after investing?	18
Other questions	19

Customers who are unsure about how this investment works or whether it suits their circumstances, should seek professional financial advice.

## This type of investment is called a “structured product”

A structured product is an investment where financial contracts are packaged together to define, at the outset, the conditions for what, how and when it pays. For example, they can make money if a stock market index performs a certain way in the future. We then add the necessary administration services and marketing, making it an investable plan.

What a customer gets from a structured product is usually dependent on the performance of a stock market or stock markets. This means that they can be designed to match a customer's view on what those markets will do in the future.

Stock market performance is influenced by many factors such as, and not limited to:

- ▶ The strength of economies
- ▶ Governments, policies and politics
- ▶ War and conflict
- ▶ Natural disasters
- ▶ The supply and price of resources

As such, what gets paid from this structured product will be influenced by these factors too.








## Important Information

- ▶ This plan is available to residents of the United Kingdom only.
- ▶ This document explains the features and risks of this plan and should be read with the relevant Key Information Document (KID) and Meteor Asset Management Limited's Terms and Conditions.
- ▶ The KID has been produced by Barclays Bank PLC and may not be fully representative of the plan that Meteor Asset Management Limited offers. This document reflects the plan being offered and supersedes any information provided in the KID.
- ▶ This document has been approved and issued by Meteor Asset Management Limited as a financial promotion intended for information only. It does not contain investment, legal or tax advice.
- ▶ This document has not been prepared by Barclays Bank PLC, or any of its respective directors, officers or agents. It makes no representation or warranty and accepts no responsibility or liability to any party in relation to any marketing materials, including this document.
- ▶ All references to the potential money that could be made are quoted gross, before tax. Personal tax circumstances have not been taken into account.

# Who is the plan designed for?

## The target market

We have designed this plan to meet the objectives of customers with certain characteristics, which we call our “target market”. If you do not fit the following criteria, this plan may not be appropriate for your circumstances.

	<b>Market view</b>	Customers should have neutral or positive expectations for the performance of the FTSE 100 Index and EURO STOXX 50 Index because this is required for the plan to make money. Otherwise, this plan does not suit their market view.
	<b>Customer type</b>	This plan has been primarily designed for retail investors. Customers should be comfortable with being treated as such but if they wish to be treated otherwise, they may request this. See the associated Terms and Conditions for more details.
	<b>Knowledge &amp; experience</b>	Customers should be able to understand how this plan works and be able to make an informed investment decision after reading this document and the associated Key Information Document. Otherwise, they should seek professional financial advice.
	<b>Risk tolerance</b>	Customers should be comfortable with the level of risk described in this document and the associated Key Information Document. Otherwise, this plan does not suit their risk tolerance.
	<b>Ability to bear losses</b>	Customers should be willing and able to withstand losing money. In extreme circumstances, this could be all their invested money. They should, therefore, appreciate the importance of having a diversified spread of investments to reduce the risk of being highly exposed to any one investment type or sector. Otherwise, this plan does not suit their ability to bear losses.
	<b>Objective</b>	Customers should be investing for Income, not Growth. They should also be willing to accept that any potential Income is conditional, and they may not get any Income at all. Otherwise, this plan does not suit their investment objective.
	<b>Horizon</b>	Customers should be willing and able to tie up their money for the life of this plan and have other sources of money to cover daily and emergency spending. Otherwise, this plan does not suit their investment horizon.
	<b>Distribution channel</b>	We highly recommend taking professional financial advice, but applications will not be rejected if no advice was taken. Customers must complete the relevant application form fully, including the appropriateness questions.
	<b>Vulnerable customers</b>	Customers with certain characteristics may be vulnerable to poor outcomes, especially if the plan does not perform as expected. The elderly, digitally averse, anyone suffering a bereavement and those suffering an income shock should proceed with caution. Customers who think they may have characteristics of vulnerability should seek professional financial advice.

### Professional financial advice is recommended

We highly recommend taking professional financial advice before deciding whether to apply for this investment. We do not provide tailored advice on customers' specific needs, or if they fall within our target market. The information provided on this page is not investment advice or an investment recommendation. We have not taken individual circumstances into consideration.

Please note that we will accept non-advised applications but seeking professional financial advice is encouraged.

# The essentials

## How the plan works

- ▶ The amount of money this plan pays is dependent on the performance of the **FTSE 100 Index** and **EURO STOXX 50 Index**. We call these the **Indices**, and more information can be found about them in the “What is the plan linked to?” section.
- ▶ When the plan starts on the **Start Date**, the levels of the Indices will be recorded. We call these the **Start Levels** of the Indices.
- ▶ Throughout the life of the plan, the performance of the Indices will be measured at scheduled dates. We call these dates, the **Income Measurement Dates** and **Kick Out Measurement Dates**. On these dates, the levels of the Indices will be compared with their respective Start Levels to see how much they have risen or fallen. This determines when and how much the plan pays.
- ▶ If the plan makes money, it will be paid out during the life of the plan as **Income**.
- ▶ The plan may end early but if it does not, it will end on the **End Date**. The levels of the Indices on this date are called the **End Levels**.
- ▶ Index levels are measured at the end of the relevant business day. Should any relevant date fall on or become a non-business day, the next business day will be used.

## The goal of the plan

The plan starts on the Start Date and is measured quarterly from 11 September 2024. Income equal to 1.80% of the money invested will become payable on each Income Measurement Date where the levels of the Indices are at or above 80% of their respective Start Levels. This barrier level is called the **Income Barrier**.

- ↘ Memory Income plans make it possible to recover the Income from any Income Measurement Date where the Income was missed. If both Indices are at or above the Income Barrier at a subsequent Income Measurement Date the missed Income payments will become payable alongside the Income triggered at that subsequent Income Measurement Date.
- ↘ In addition to the above, if on any Kick Out Measurement Date from 11 June 2026, the levels of the Indices are at or above 100% of their respective Start Levels, the plan will end. This is called a **Kick Out** and the barrier level is called the **Kick Out Barrier**.
- ↘ Customers will get all their invested money back on a Kick Out; or, at the End Date if the End Levels of the Indices are at or above 65% of their respective Start Levels. This barrier level is called the **Loss Barrier**.
  - ↘ If one or more of the End Levels of the Indices are below 65% of their respective Start Levels,

The relevant dates and percentages are shown in the following tables. More detailed information on how, what and when the plan pays can be found in the “How does the plan make money?” and “Can the plan lose money?” sections, respectively.

## Key Dates

<b>Deadlines</b>	23 May 2024 for applications with an ISA transfer 7 June 2024 for all other applications
<b>Start Date</b>	11 June 2024
<b>End Date</b>	11 June 2029
<b>Payment Date</b>	Any Income will be paid within 15 business days after the relevant Income Measurement Date. The return of invested money will be paid by 2 July 2029, or if a Kick Out happens, within 15 business days of the relevant Kick Out Measurement Date.
<b>Term</b>	Maximum 5 years, 3 weeks

# The essentials

## Income Measurement Dates

	Potential Income (% of money invested)	Income Barrier (% of Start Levels)
11th day of every September, December, March and June from 11 September 2024 to 11 June 2029 (End Date)	1.80%	80%

## Kick Out Measurement Dates

	Kick Out Barrier (% of Start Levels)	Loss Barrier (% of Start Levels)
11 June 2026	100%	
11 June 2027	100%	
12 June 2028	100%	
11 June 2029 (End Date)		65%

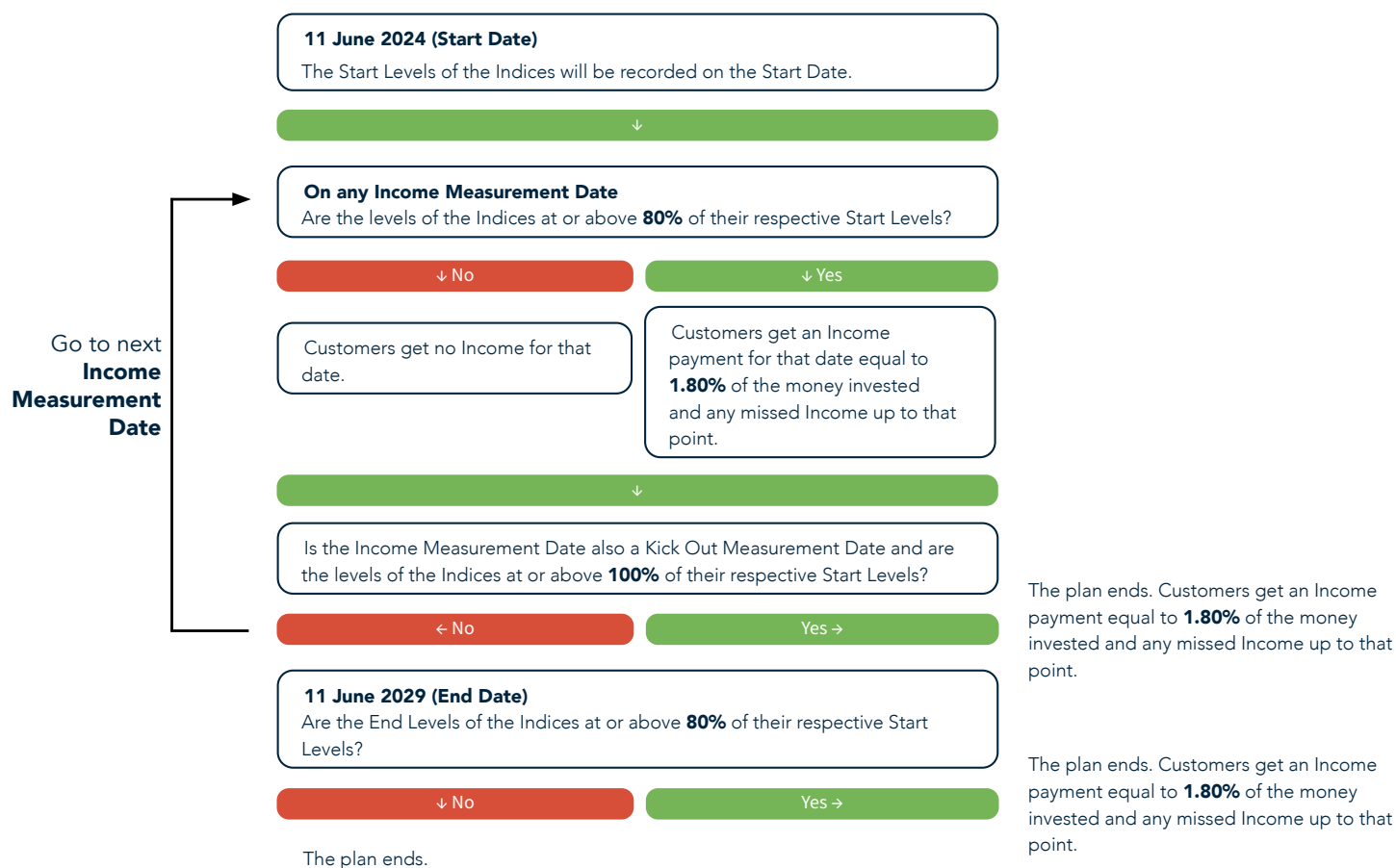
# How does the plan make money?

## Potential Income

The flowchart below describes how customers can make money from this plan and how it is linked to the performance of the Indices. If the plan makes money, it will be paid out during the life of the plan as Income. This will continue until the plan ends, whether that be at the End Date or from a Kick Out.

Please note that:

- ▶ Depending on the performance of the Indices, customers might not make any money.
- ▶ Any Income will be paid up to 15 business days after the relevant Income Measurement Date.
- ▶ Any Income will be made by bank transfer directly into a customer's nominated bank account.
- ▶ Any payment of Income is subject to the ongoing financial health of Barclays Bank PLC.



# Can the plan lose money?

## The return of invested money

Customers will get all their invested money back on a Kick Out; or, at the End Date if the End Levels of the Indices are at or above the Loss Barrier.

If one or more of the End Levels of the Indices are below the Loss Barrier, customers will lose money proportional to the fall in the worst performing Index. The flowchart below describes the potential scenario where customers lose money and how that loss is linked to the performance of the worst performing Index.

Please note that:

- ▶ Depending on the performance of the Indices, the plan might not return all the money invested.
- ▶ Any return of invested money will be paid up to 15 business days after the relevant Kick Out Measurement Date or End Date.
- ▶ Any return of invested money will be made by bank transfer directly into a customer's nominated bank account on receipt of their instruction.
- ▶ Any return of invested money is subject to the ongoing financial health of Barclays Bank PLC.

**11 June 2024 (Start Date) to 12 June 2028**

No Kick Out achieved.



**11 June 2029 (End Date)**

Are the End Levels of the Indices at or above **65%** of their respective Start Levels?

↓ No

Yes →

Customers get all their invested money back.

Customers will lose some of their invested money and the amount they lose will be proportional to the fall in the worst performing Index.

# Can the plan lose money?

## Return of invested money based on the performance of the Indices

The table below gives examples of how much invested money would be returned based on a range of scenarios and invested amounts. The table does not give predictions of what we believe customers might receive. It is only designed to illustrate the calculation.

### Return of invested money based on the worst performing Index from the Start Date to the End Date

Index Movement	Example amount invested		
	£10,000	£25,000	£50,000
-10%	£10,000	£25,000	£50,000
-20%	£10,000	£25,000	£50,000
-30%	£10,000	£25,000	£50,000
-35%	£10,000	£25,000	£50,000
-40%	£6,000	£15,000	£30,000
-50%	£5,000	£12,500	£25,000
-60%	£4,000	£10,000	£20,000
-70%	£3,000	£7,500	£15,000
-80%	£2,000	£5,000	£10,000
-90%	£1,000	£2,500	£5,000
-100%	£0	£0	£0



# Practical examples

## Examples

The illustration below describes examples that might be considered good and bad outcomes under this plan.

These do not give predictions of what we believe customers might receive and are illustrative only. They also do not take personal circumstances into consideration. What customers consider to be good and bad outcomes may differ to the examples given.

We have also assumed example Start Levels and an invested amount of £10,000 to give more context. The actual Start Levels could be higher or lower, as could the amount chosen to invest.

### Start Levels

FTSE 100 Index: 7500  
EURO STOXX 50 Index: 4000

### Investment amount

£10,000

The Indices fell over the first 4 quarters but remained above 80% of their respective Start Levels during that time. One Index then fell below 80% of its Start Level at the 5th and 6th Income Measurement Dates. Both Indices then rose and were both above 80% of their respective Start Levels by the 7th Income Measurement Date.

#### On the Income Measurement Date, 11 March 2026:

- ▶ On each of the first 4 Income Measurement Dates, the customer was paid £180 (1.80% of the money invested).
- ▶ No Income was triggered at the 5th and 6th Income Measurement Dates but was triggered at the 7th. At that time, the customer was paid £540 (3 x 1.80% of the money invested), representing the Income triggered at this date as well as the previously missed Income.

#### Good Outcome



Both Indices then continued to rise and a Kick Out happened at the next Income Measurement Date. The customer gets their invested money back having been paid a total of 8 Income payments during the life of the plan.

#### On the Income Measurement Date, 11 June 2026:

- ▶ The Indices recorded levels of 7575 and 4080 which are 101% and 102% of their respective Start Levels.
- ▶ This performance meets the requirement to Kick Out:  
**Kick Out Barrier (% of Start Levels) – 100%**
- ▶ The customer gets their £10,000 back in addition to one final Income payment of £180 (1.80% of the money invested).

The Indices fell below 80% of their respective Start Levels after half a year and never recovered. No Kick Out happens and the customer gets their invested money back at the End Date having been paid only the first 2 Income payments during the life of the plan.

#### On the End Date, 11 June 2029:

#### Neutral Outcome



- ▶ On the first 2 Income Measurement Dates, the customer was paid £180 (1.80% of the money invested).
- ▶ The plan failed to Kick Out at all the Kick Out Measurement Dates.
- ▶ The Indices recorded End Levels of 5100 and 2800, which are 68% and 70% of their respective Start Levels.
- ▶ This performance does not meet the requirement to pay Income:  
**Income Barrier (% of Start Levels) – 80%**
- ▶ The customer gets their £10,000 back only.

# Practical examples

---

Immediately after the plan started, the Indices fell significantly and performed poorly for the rest of the life of the plan. No Kick Out happens and the customer only gets some of their invested money back having been paid no Income during the life of the plan.

## On the End Date, 11 June 2029:

### Bad Outcome



- ▶ The plan failed to pay Income at all the Income Measurement Dates.
  - ▶ The Indices recorded End Levels of 4200 and 2800, which are 56% and 70% of their respective Start Levels.
  - ▶ This performance does not meet the requirement to pay Income:  
**Income Barrier (% of Start Levels) – 80%**
  - ▶ This performance is also below the Loss Barrier, so the customer will lose money:  
**Loss Barrier (% of Start Levels) – 65%**
  - ▶ The worst performing Index fell to 56% of its Start Level.
  - ▶ The customer gets £5,600 (56% of the money invested) back only.
-

# What is the plan linked to?

## The Indices

There are many indices designed to convey how different stock markets are performing. How much money a customer gets from this plan depends on the performance of the FTSE 100 Index and EURO STOXX 50 Index.

The charts below show the movements in the Indices for the past 15 years which highlights the impact of the most recent economic events whilst spanning a period that has seen multiple changes in the investment environment. More information about the design and construction of the Indices can be found on the website(s) provided below. Please note that:

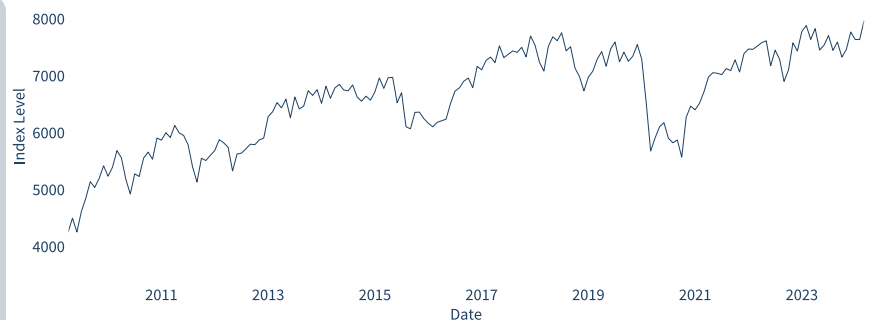
- ▶ The FTSE 100 Index and EURO STOXX 50 Index are price return indices.
- ▶ The prices from "price return" indices only represent changes in the stock price of the companies. The prices from "total return" indices also assume that any distributions, such as dividends, from holding the stock, are reinvested.
- ▶ Your money is not invested directly into the Indices, and you will not receive any dividend income.
- ▶ The Indices have histories longer than 15 years. Any performance before this period is not shown here and may include performance that is better or worse than the chart(s) given.
- ▶ This investment is not in any way sponsored, endorsed, sold or promoted by the relevant Index provider(s).
- ▶ Neither Meteor nor the Counterparty benefit from any direct financial compensation for the use of the Indices.

### FTSE 100 Index

The FTSE 100 is a market-capitalisation weighted index of UK-listed blue chip companies. The index is part of the FTSE UK Series and is designed to measure the performance of the 100 largest companies traded on the London Stock Exchange that pass screening for size and liquidity.

On Bloomberg: UKX INDEX

Source: ftserussell.com and Bloomberg, 25 April 2024

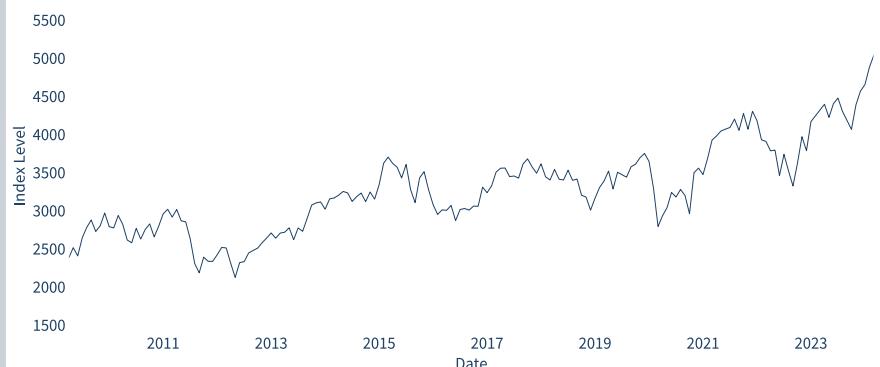


### EURO STOXX 50 Index

The EURO STOXX 50 Index, Europe's leading blue-chip index for the Eurozone, provides a blue-chip representation of supersector leaders in the region. The index covers 50 stocks from 11 Eurozone countries. The index is licensed to financial institutions to serve as an underlying for a wide range of investment products such as exchange-traded funds (ETFs), futures, options and structured products.

On Bloomberg: SX5E INDEX

Source: www.qontigo.com and Bloomberg, 25 April 2024



Past performance is not a reliable indicator of future performance. The results shown might have been achieved during conditions that are unlikely to be repeated.

# Who made the plan?

## The parties involved

This plan is made possible by the expertise of the four parties described below. Customers should note, however, that as an investor, their relationship is primarily with us, MB Structured Investments and Meteor. We will use their money to buy financial contracts from the Counterparty on their behalf. The contracts are tailored to achieve the investment objectives of this plan.

<b>MB Structured Investments (UK) Limited (Distributor)</b>	<b>Meteor Asset Management Limited (Plan Manager)</b>	<b>Meteor Investment Management Limited (Administrator)</b>	<b>Barclays Bank PLC (Counterparty)</b>
Designs, arranges, promotes and distributes the plan to customers		Provides administration services for the plan	Manufactures the financial contracts that provide the plan features

## About MB Structured Investments

MB Structured Investments has been developed by a team of highly experienced structured investment product specialists. We aim to deliver a cogent, timely and consistent range of investment strategies suitable for a multitude of market conditions, client investment requirements and aspirations.

Our team has over 50 years combined financial services experience. Partnering with Meteor, we strive to provide best of breed investment strategies, with first class service and aftercare.

MB Structured Investments (UK) Ltd, with Financial Services Register Number 928746, is an Appointed Representative of Meteor Asset Management Limited, which is authorised and regulated by the Financial Conduct Authority.

More information can be found at [www.mbstructuredinvestments.com](http://www.mbstructuredinvestments.com)

## About Meteor

Since 2006, we have created thousands of opportunities for customers to achieve their financial goals. This makes us one of the largest and longest serving structured product providers in the UK.

Meteor Asset Management Limited (MAM) will outsource the administration and safekeeping of customer assets to Meteor Investment Management Limited (MIM). Both companies are authorised and regulated by the Financial Conduct Authority. Meteor Asset Management Limited: Financial Services Register Number - 459325. Meteor Investment Management Limited: Financial Services Register Number - 496880.

More information can be found at [www.meteoram.com](http://www.meteoram.com)

## About Barclays Bank PLC

The underlying financial contracts in this plan are manufactured by an investment bank. Because they are ultimately responsible for any payment obligations such as any money made from the plan and the repayment of invested money, they are considered the **Counterparty**.

More specifically, the Counterparty to this plan is Barclays Bank PLC in its capacity as issuer of the financial contracts.

The financial contracts will be notes issued by Barclays Bank PLC. This arrangement effectively loans your money to the Counterparty, entitling you to the features of this plan. More information can be found in the Counterparty's Offering Documentation: The Base Prospectus dated 16 April 2024 and any supplements thereto.

**"Barclays Bank PLC provides banking and financial services. The Bank offers personal, retail, and corporate banking, as well as wealth management, investment banking, consumer finance, treasury, and insurance services. Barclays Bank serves clients worldwide."**

Source: Bloomberg, 25 April 2024

More information can be found at [www.barclays.co.uk](http://www.barclays.co.uk)

# Know the risks

## The key risks

Whether it be shares in a company or a fixed rate deposit from your local bank, there are risks involved in any investment. For this plan, the risks most likely to have the greatest impact are the future ups and downs of financial markets (**Market Risk**) and the ongoing financial strength of the Counterparty (**Counterparty Risk**).

The **Summary Risk Indicator** was developed by financial regulators to provide investors with a way to compare the level of risk between investment products. It is designed to indicate the amount of risk in an investment due to Market Risk or Counterparty Risk.

This plan has been given a risk rating of 5 out of 7, which is considered medium risk. More information can be found in the associated Key Information Document which must be read with this brochure.

### Summary Risk Indicator



## Market Risk

How much money a customer gets from this plan depends on the performance of the Indices which can go up as well as down. Any money made may be less than what might have been made by investing directly in the Indices. Potentially, customers could make no money at all. The section on "How does the plan make money?" describes this in more detail. In addition, any inflation will reduce the real value of anything paid by the plan.

If the plan reaches the End Date and the Indices have performed poorly, customers could lose money. If this happens, the amount lost will be proportional to how much the worst performing Index has fallen by since the Start Date. The section on "Can the plan lose money?" describes this in more detail.

## Counterparty Risk

The payment of any money owed to customers depends on the continued financial strength of the Counterparty. If the Counterparty's ability to pay its financial obligations deteriorates significantly, customers' money, regardless of how the plan is performing at the time, will be at risk of not being paid back in full. Customers will not be entitled to compensation from the Financial Services Compensation Scheme (FSCS) in this event.

One way to gauge the financial strength of a Counterparty is to look at credit ratings. These are the opinions of independent agencies, such as Fitch, Moody's and Standard and Poor's. Each rating agency uses different labels but are scaled similarly. By way of example, Standard & Poor's highest rating is AAA and lowest rating is D. Outlooks indicate the future direction of a credit rating view.

As these are opinions only, credit ratings should not be considered a guarantee of financial strength. Ratings are also subject to change at any time depending on the Counterparty's circumstances. The table below shows the relevant credit ratings of the Counterparty for this plan.

## Credit ratings: Barclays Bank PLC

Agency	Rating	Outlook
Fitch	A+ (Long Term Issuer Default Rating)	Stable
Moody's	A1 (Senior Unsecured Debt)	Stable
S&P	A+ (Long Term Local Issuer Credit Rating)	Stable

Correct as at 24 April 2024

You can find more information on credit ratings on our website and the websites of each respective agency:

Fitch: [www.fitchratings.com](http://www.fitchratings.com)

Moody's: [www.moody.com](http://www.moody.com)

S&P: [www.standardandpoors.com](http://www.standardandpoors.com)

# Know the risks

## Other important risks

In addition to Market and Counterparty Risk, the following are some other risks that customers should consider before investing. This list is not comprehensive, and customers should read this brochure and the Terms & Conditions fully to understand the potential risks involved.



### Application risk

The plan does not begin on the date on which a customer applies. It has a fixed Start Date. The performance of the Indices may vary significantly between these dates.

The plan could sell out, or, in rare cases, be cancelled before its Start Date. In these circumstances, a customer's money cannot be invested. We will notify them if this happens and ask for their instruction. Our website will flag when products are close to being sold out or full.

When the plan ends, customers might not be able to reinvest their money in another plan or investment that has the same, or similar, level of money making potential.



### Withdrawal risk

If a customer wishes to withdraw from the plan before the End Date, they will only be able to get back the value of the plan when it is sold which is likely to be less than the money they originally invested, sometimes significantly so. If we also paid a financial adviser on their behalf, they will be responsible for obtaining any refund, if applicable.

The value of the plan at any time will be impacted by, but not limited to, the cost of manufacture, the cost of transacting, interest rate changes, the performance of stock markets and the ongoing strength of the Counterparty.

We do our best to accommodate daily trading, but the Counterparty does not commit and is under no legal obligation to do so. The Counterparty may also not be able to quote regular prices making it difficult to value the plan promptly, delaying any early withdrawal requests made.



### Tax risk

Before investing, customers should be aware of and review the tax implications of this plan. They may wish to consider consulting a professional tax adviser.

Tax risks include changes in laws, regulations or rules under the relevant authority which may negatively impact payments to you from the plan. Any tax relief will depend on individual circumstances and could change at any time. These changes could also be backdated.

Re-registration of this investment to a new holder may alter the tax implications.



### Unforeseen circumstances

Extraordinary events such as, but not limited to, natural disasters, the introduction of restrictive regulations, suspension of financial markets and other events outside our control could impact the plan. If such an event occurs, payments owed to customers could be adjusted, reduced or delayed. In all cases we will use due care when considering how to respond and any response will aim to be fair and proportionate.

Customers should have other savings that they can access promptly to meet any emergency cash needs. The contract terms of the plan may permit the Counterparty to delay, reduce or withhold payments. This is not intended to circumvent what is legally due to customers, but it is intended to cover unforeseen events which affect the potential payments from the plan, for example, a suspension or delay in receiving prices.

# How much does the plan cost?

## Our charges

To make your investment journey as simple as possible, all of the money you send to us for investment, will be invested.

To cover our costs of designing, arranging, promoting, distributing and administering the plan, we earn a one-off percentage margin equal to the difference between the total money invested by customers and the price we pay for the underlying financial contracts of the plan. This margin can vary as we buy and sell contracts to meet customer demand.

**As at 24 April 2024, this margin was 1.25%.**

For the avoidance of doubt, this has already been factored into structuring the plan and there will be no charges to the money you intend to invest or any money you might make. We do not charge any ongoing management or maturity fees either.

## Charges described in the Key Information Document

There are also cost disclosures in the associated Key Information Document. This document is produced by the Counterparty and considers both our costs and costs further up the distribution chain. Although this information is important to read carefully in full, customers should note that these charges are already embedded and have already been accounted for in the plan. Customers do not pay the percentages described in the Key Information Document on top of their intended investment amount.

## Adviser charges

Customers using a professional financial adviser may request for us to pay an adviser charge directly to them via the application form.

## Charges for additional administration services

The following table sets out administration charges for additional services.

### Withdrawal services

Early withdrawal of plan  This charge is applicable whether the proceeds are paid to the customer, held in a customer's account pending further instructions or, for ISAs, transferred to another ISA manager.	£100 + VAT	On withdrawal
----------------------------------------------------------------------------------------------------------------------------------------------------------------------------------------------------------------------	------------	---------------

### Other services

CHAPS payment (including after the plan ends)	£35 + VAT	On payment
Unpaid cheque	£40 + VAT	On debit from our account
Copy of taped call	£40 + VAT	On request and delivery
Stamp duty reserve tax or other financial transaction tax	As chargeable	
Re-registration to new owner	£40 + VAT	On re-registration in our records

# Before investing

## Read this brochure and the associated documents fully

You should ensure that you have carefully read the relevant documentation in full. If there is anything that you do not understand, speak to a professional financial adviser.

	Brochure	Key Information Document	Terms & Conditions	Counterparty's Offering Documentation
Available from	Website: Product Page	Website: Product Page	Website: Product Page	Website: Document Centre

## Consider your need for professional financial advice

It is crucially important that you only proceed with this plan if it is right for you. We highly recommend you seek financial advice from a professional. We cannot advise you if this plan meets your specific needs or if you fall within our target market. Please note that for some of our products we require you to take professional financial advice. Refer to the "Who the plan is designed for?" section to confirm if this plan requires you to take professional financial advice.

## Consider your tax implications

It is our understanding that any money made from this plan as a direct investment by individuals or Trusts is expected to be subject to **Income Tax**. If available, using a tax wrapper such as an Individual Savings Account (ISA) or Self Invested Personal Pension (SIPP) can provide more tax-efficient ways to invest. The information in this brochure is based on what we know about UK tax legislation as at the time of writing. Tax rules are subject to change and the value of tax reliefs will depend on your individual circumstances. We do not provide tax advice and customers should consult a financial and/or tax adviser if necessary.

## Check you have chosen the right plan

To cater for a range of tastes and target markets, we often have a variety of plans available at any time. When you or your financial adviser decide that it is time to invest, please ensure you choose the right plan. The below table lists some details that can help you to identify this plan.

Plan Name	Product Code	International Securities Identification Number (ISIN)	Listing
UK/Europe Quarterly 80 Memory Income Kick Out Plan (Y2 65) June 2024	BA8563	XS2761918700	London Stock Exchange



# Before investing

## Choose the right application form

We offer various avenues to investment so that customers have flexibility in how their investment is taxed. You should complete the form that matches your needs. We do not provide tax advice and customers should consult a financial and/or tax adviser if necessary. Further information about tax in the UK, ISAs and pensions, is available from the UK government website at: [www.gov.uk](http://www.gov.uk)

The below describes the options available to you. The information on taxation in this brochure is based on our understanding of tax, current legislation, regulations and practice at the time of writing. These are likely to change in the future and changes could be backdated.

<b>Direct, ISA &amp; ISA Transfer</b>	<ul style="list-style-type: none"> <li>▶ If you apply directly outside of a tax wrapper as an individual, jointly, or on behalf of a child under the age of 18, any money made will be subject to tax.</li> <li>▶ If you apply via an ISA, you can use your ISA allowance which allows you to invest without paying tax on any money made. For the 2024/25 tax year, the ISA allowance is £20,000.</li> <li>▶ If you wish to transfer an existing ISA, your ISA manager will sell your existing investment. They may charge for this, and you could lose out on any money you might have made in your existing ISA whilst the transfer takes place. We have a deadline for receiving ISA transfer applications. If the ISA manager fails to send us the funds on time, we will not be able to proceed.</li> </ul>
<b>Pensions</b>	<ul style="list-style-type: none"> <li>▶ If you invest via a SIPP (Self Invested Personal Pension) or SSAS (Small Self Administered Scheme), any money you make will usually be free of tax. The trustees, subject to the terms of the scheme, can hold investments as a permitted investment within any type of pension arrangement, including a SIPP and a SSAS.</li> </ul>
<b>Trustees</b>	<ul style="list-style-type: none"> <li>▶ The plan is eligible for most trusts, subject to relevant articles of association permitting such an investment.</li> </ul>
<b>Companies &amp; Partnerships</b>	<ul style="list-style-type: none"> <li>▶ The plan is eligible for most companies and partnerships subject to relevant articles of association permitting such an investment. The taxation of any gains made by companies, partnerships or other businesses will depend on the tax position of the organisation.</li> </ul>

## Availability

	Direct Individual, Joint	Stocks & Shares ISA	Cash ISA	ISA Transfer	Pensions	Trustees, Companies, Partnerships
Availability	✓	✓	✗	✓	✓	✓
Minimum Investment	£5,000	£5,000		£5,000	£5,000	£5,000

# How to invest

## Step 1: Fill in an application form and send it to us

Depending on how you intend to invest, you should carefully and completely, fill in the appropriate application form. You can complete an application form via three avenues:

- ▶ Online via the **Apply Online** button on the relevant plan page on our website at **www.mbstructuredinvestments.com**
- ▶ Via **email** by downloading and completing the relevant PDF form, then sending it to **adminteam@meteoram.com**
- ▶ Via post by downloading, printing and completing the relevant form, then sending it to:  
**Meteor Asset Management Limited, 24/25 The Shard, 32 London Bridge Street, London, SE1 9SG**

Application forms must be completed fully as we need all the information to proceed with an investment. We will retain the information provided to set up and administer customers' investments and will do so in accordance with data protection legislation.

## Step 2: Send the investment money

Any time between submitting an application form and before the deadline for the plan, you can send us your investment money via electronic bank transfer. If your bank is operating Confirmation of Payee, it should confirm that you are paying **'Meteor Investment Management Limited'**. The details required are:

**Meteor Investment Management Limited Client Account**

**HSBC Bank PLC**

**Sort Code: 40-05-30**

**Account Number: 13692752**

**IBAN: GB21MIDL40053013692752**

**Reference: Your full name and/or MB Structured Investments account number (if known)**

Alternatively, cheques can be made payable to **'Meteor Investment Management Limited Client Account'**, but we highly recommend against this option as cheques greatly increase the risk of delays and failures in processing applications. Please send cheques to: **Meteor Asset Management Limited, 24/25 The Shard, 32 London Bridge Street, London, SE1 9SG**. If you have chosen to submit a paper application form, the cheque can accompany the form in the post to us.

If you are transferring money from another provider or reinvesting maturing money from a previous product managed by Meteor, you can indicate this in the application form.

## Checklist

The following can be used as a guide to the steps needed to help make the application journey as smooth as possible.

- ✓ Do you fit the intended target market for this plan?
- ✓ Do you understand how this plan works, the specific features, the risks involved, and are you able to make an informed investment decision?
- ✓ Have you read this brochure, the Key Information Document and the Terms & Conditions?
- ✓ Have you considered seeking professional financial and/or tax advice?
- ✓ Have you checked to see if this plan requires the use of professional financial advice before investing?
- ✓ Does your intended investment amount meet the minimum investment amount specified?
- ✓ Have the Application Deadlines been checked to ensure we receive the application form and investment money on time? This is especially important if it is an ISA transfer application, or if you are sending a cheque as we need enough time to process these.

# What happens after investing?

## After you complete the application form and send funds

You will receive:

- ▶ An acknowledgement of your application, a summary of your investment and a "Notice of the Right to Cancel", which will be sent within 5 business days;
- ▶ Details of your investment, shortly after the Start Date;
- ▶ Half yearly valuation statements, as at 5 April and 5 October;
- ▶ Any other important information that arises about the investment;
- ▶ Notification when the investment looks like it might be ending.

You can also access details of your investment at any time, by logging onto the customer section of our website at **www.mbstructuredinvestments.com** using your username and password. We will provide you with a username and password when the account is set up and you can change the password after you first log in. The website also allows customers to access their valuation statements, review all transactions, check valuations and download past and present documentation.

Once an application has been completed, you will receive an initial acknowledgement and an initial transaction statement from us by post. Thereafter, for the rest of the investment term, we will send all regular communications by email.

## When the investment ends

Depending on the performance of the investment around important dates and events, we will alert you to the situation and the options available. For example, you may be contacted if the investment is likely to be coming to an end.

If the application was made via a financial adviser, we will also write to them so that they can discuss options with customers.

Although we will communicate regularly, you should monitor performance throughout the life of the investment.

## What happens to your money...

### ...before we purchase the financial contracts for the investment?

- ▶ Cleared funds received will be held safely in a segregated customer account at an independent, reputable bank until the financial contracts are purchased. Your money never forms part of our assets, and no interest will accrue to you whilst it is held here.
- ▶ Any adviser charge you have instructed us to pay will be deducted and paid to your adviser from the money you have sent to us once it has cleared.

### ...after we have purchased the financial contracts for the investment?

- ▶ The money will be used to buy the financial contracts designed to provide the features of the investment.
- ▶ The financial contracts will be held in the name of 'Meteor Nominees Limited' and will be held by an external custodian, which is currently BNP Paribas. You will remain the beneficial owner of these contracts purchased on your behalf.

### ...when the investment ends?

- ▶ We will receive any money owed to you from the Counterparty. This money will be held safely in a segregated customer account at an independent, reputable bank until we are instructed by you.
- ▶ The money will be available to you within 15 business days of the investment ending. We will not make any payment until we have received a written instruction from you. We will continue to hold your money until instructed to pay the cash value or to reinvest it.

## Other questions

### What if you change your mind about investing?

When we acknowledge an application, we will send you a "Notice of the Right to Cancel". You have 14 days from the day you receive this to complete and send it back to us. However, if we receive your request to cancel your investment after the financial contracts have been purchased, you will get back less than you invested. If we pay an adviser charge to a financial adviser on your behalf and you subsequently change your mind about investing, you will be responsible for obtaining any refund which may be due to you.

### What if you want to withdraw from an investment before it ends?

In normal market conditions this is possible, but you will only be able to get back the value of the investment when it is sold. You will also be charged an administration fee for early withdrawal. See the section, "How much does the plan cost?", for details on this.

We do our best to accommodate daily trading with the Counterparty. This means that if a sale request is submitted before 5:30pm on a business day, the order will be processed on the next business day. In normal market conditions, payment will be made into your nominated bank account within 5 business days after the order is processed.

### What happens to the investment if I die?

We will require a death certificate and any supporting documentation so that we can administer the investment in accordance with instruction by your personal representatives. We will provide a valuation as at the date of death and will outline the options available, which will include re-registering the investment to a new owner so that it can be held until it ends. Where an investment is held jointly, the investment will be the joint property of all the holders and, following proof of death of the relevant holder, all instructions must be authorised by all the remaining joint holders.

### What can you do if you have a complaint?

If you wish to complain about this investment, or the service you have received, you may do so by contacting:

**Compliance Officer, 24/25 The Shard, 32 London Bridge Street, London, SE1 9SG** or by telephoning **020 7904 1010**.

We will keep you informed during the investigation process and will notify you of our conclusions and explain how these have been reached. If you are not satisfied with the way we have dealt with the complaint, you can complain, free of charge, to the Financial Ombudsman Service at:

**Exchange Tower, London, E14 9SR**

**Telephone: 0800 023 4567**

**Website: [www.financial-ombudsman.org.uk](http://www.financial-ombudsman.org.uk)**

Making a complaint does not prejudice your right to take legal action. Full details of our complaint procedure is available upon request. We would draw attention to the fact that the value of investments can change unpredictably, and any unfavourable performance is not, in itself, usually a valid reason for complaint.

### What compensation arrangements are in place if the Counterparty or Meteor fails?

If the Counterparty fails to meet its obligations to pay to us the amount due from the financial contracts and you lose the money you invested in the plan, or any money to which you would otherwise have made, you will not, for this reason alone, be entitled to compensation from the FSCS.

Meteor Asset Management Limited and Meteor Investment Management Limited are covered by the FSCS. Therefore, you may be entitled to compensation from the FSCS if we are declared to be 'in default' and you have suffered a loss as a result of Meteor's actions or negligence. In this event, the compensation limit is currently £85,000 per person. If the level of a claim against us is greater than £85,000 you would not be covered for the excess.

We currently use a range of banks to hold customer money. You may be eligible to make a claim if any of the banks we use, or may use in the future, becomes insolvent whilst holding your money, prior to the purchase of the financial contracts or pending payment to you of the amounts due when the plan ends. In this event, the compensation limit is currently £85,000 per person and this applies to all deposits held with the insolvent bank and any other member of its group. You would not be covered for any excess amount over the compensation limit. Many banking groups use several brands, which means the total investments you hold within a group will count towards one compensation limit. Details of banking and savings groups can be found on the Bank of England website at [www.bankofengland.co.uk](http://www.bankofengland.co.uk). Any queries can be directed to the FSCS at:

**Financial Services Compensation Scheme, P.O. Box 300, Mitcheldean, GL17 1DY, Telephone: 0800 678 1100,**

**Website: [www.fscs.org.uk](http://www.fscs.org.uk)**

**Contact us if you require this information  
delivered in an alternative format**



Meteor Asset Management Limited  
24/25 The Shard,  
32 London Bridge Street,  
London,  
SE1 9SG  
Tel: 020 7904 1010  
Fax: 020 7283 1355  
Email: [info@meteoram.com](mailto:info@meteoram.com)  
Web: [www.meteoram.com](http://www.meteoram.com)



MB Structured Investments (UK) Limited  
No1 Cornhill,  
London,  
EC3V 3ND  
Tel: 020 7129 1246  
Email: [info@mbstructuredinvestments.com](mailto:info@mbstructuredinvestments.com)  
Web: [www.mbstructuredinvestments.com](http://www.mbstructuredinvestments.com)

**M02984\_30 April 2024**

Approved and issued by Meteor Asset Management Limited  
Meteor Asset Management Limited is authorised and regulated by the Financial Conduct Authority,  
Financial Services Register Number 459325.  
Financial Conduct Authority: 23 Endeavour Square, London, E20 1JN